

Picture Perfect Regal Art Lights

Style:	High CRI lensed LEDs mounted in fixed positions in a classically designed style. The LEDs can be rotated to give a great canvas coverage with no damaging heat or UV emissions
IP Rating:	IP20 (Indoor Use Only)
Construction:	Extruded Aluminium (or Brass for Brass Options)
Finish:	PA / PB / SS / SB / CG / ARB / ANB / BK / WH Custom finishes including RAL colours and anodised plate finishes available upon request
Head Cross Section:	55mm x 45mm
Head Length:	Sized specifically for canvas coverage (150mm - 3,000mm) Larger sizes available upon request
Arm Length:	Small / Medium / Long / Custom
Arm Style:	Classic / Traditional / Straight / Custom
Arm Number:	150 - 650mm - 1 Arm 660 - 3,000mm - 2 Arms
Swivel Knuckle:	To allow a 90 degree Tilt
Mounting Hardware:	Wall / Frame Mount - Classic / Traditional / Custom Arm (1) Rectangular / Round - Straight Arm (2 - 3)
Power:	Low Voltage Constant Current for both dimming and non-dimming options
Dimming Protocol:	0 - 10V, 1 - 10V, Dali, Lutron or Phase
Light Source:	Multiples of 1.9W lensed LEDs sized to canvas
Colour Temperature:	2,700K (as standard) and 3,000K upon request
Colour Rendering:	98 CRI typical
Beam Angles:	15 / 30 / 40 / 45 / 60 selected and spaced to give great coverage over the full canvas
LED Life:	50,000 hours

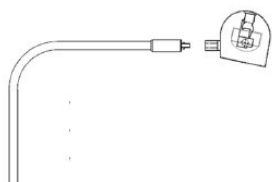


Head Profile

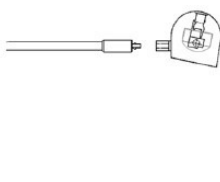


55mm high x 45mm wide

Arm Options:




Classic Arm
Short / Medium / Long



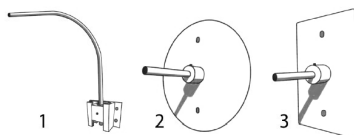
Straight Arm
Short / Medium / Long

Finish Options:



PA Polished Aluminium **PB** Polished Brass **SS** Satin Brushed Steel **SB** Satin Brushed Brass **CG** Classic Old Gold **ARB** Architectural Bronze **ANB** Antique Bronze **BK** Black **WH** White Other finishes available.

Mounting Hardware:



1. Wall or Frame (reversed) Mount – Classic Arm
2. Round Wall Mount – Straight Arm
3. Rectangular wall Mount – Straight Arm

Head & Arm Assembly

1 Arm	150 – 650mm
2 Arms	660 – 3000mm
Arm Diameter	6mm

